


The Branchline



The newsletter of the Australian Model Railway Association Inc.
Western Australian Branch Inc.

www.amrawa.com

Issue 191 February 2009 Vol 32 No. 1

Frans Fatidic

Rosemary and I wish all our members a very Happy Modelling New Year.

Our year has started well with several new members joining, I extend a very warm welcome to all of them.. I am looking forward to seeing you in our Clubrooms. Please get involved with our activities.

It is great to see that we have young members getting involved in our Branch who seem to be very keen and, hopefully, our geriatric members will be able to pass on their wide knowledge of model railways.

Layout Behaviour and Damage. Recently some damage has been done to our layouts. Members using Branch layouts are expected to treat these with respect. I accept that some accidental damage may occur from time to time. If you damage any of our Branch's property **please** notify the Duty Officer so that the damage can be repaired.

If a Layout Supervisor instructs you how to behave on the layout **you must follow his instructions**, otherwise you could be banned from running your trains on our Branch's layouts.

Missing Videos and DVDs. We are still hoping that members that have borrowed the missing Videos / DVD's will return them – the list has been published in earlier issues of *The Branchline*. We will be implementing a new system shortly.

Photocopier. Because of the increased usage and therefore higher maintenance costs our Management Committee has put an electronic bar within the system so that only Committee Members and our Library staff can operate the copier.

Members wishing to copy items either for our Branch or for personal use must see a member of the Management Committee or our Librarian to access the Photocopier.

Photocopying for our Branch use is still free but personal use is charged at 10c per image on one side of an A4 page or 20c per image on one side of an A3 page, a record will be kept.

**Australian Model Railway
Association Western Australian
Branch [Inc.]**
PO Box 60
MAYLANDS 6931

Clubrooms

24 Moojebing Street
BAYSWATER 6053
Phone 9377 3456

President

Frans Ponjee – 9490 3636
e-mail – rosie.pearce@bigpond.com

Vice President

John Maker – 0417 941 553
email – jonmaker@westnet.com.au

Secretary

Neill Phillips – 9243 4664
email – c-nphillips@bigpond.com

Treasurer

Ron Fryer – 9401 3514
email – not available

Committee

Alan Burrough – 9316 1045 [work]
email – alan.burrough@det.wa.edu.au

Niels Kroyer – 9315 9635
email nkroyer@portbouvardltd.com.au

Garry Pilmoor – 9296 7070
email – garrypilmoor@bigpond.com

Steve Rayner – 9379 1147
email – SteveRay@westnet.com.au

Rod Tonkin – 9309 5338
email – rjtonkin@iinet.net.au

Editor

Ted Thoday – 9310 6316
email – mandtt@ca.com.au

The views and opinions expressed by contributors in this publication are not necessarily those of the Association or the Western Australian Branch

Small Lathe. The Management Committee has become aware that the small lathe has not been used for at least the last five years. Some members have shown an interest in purchasing this lathe.

If any member objects to the lathe being sold, please contact the Management Committee.

If members consider that the lathe can **and will** be used the Management Committee will need to organise for someone to demonstrate how to use the lathe.

If there are no objections the Management Committee reserves the right to sell it to the highest bidder.

Frans Ponjee
Branch President

Model Railway Exhibition Update

This year's Exhibition is starting to come together, I am still waiting for replies from various Exhibitors to tell me what area they require for their exhibit. I have had a meeting with Channel 10 regarding advertising and promotion and the response has been good so far.

We will again be supporting The Starlight Foundation, talks are in progress.

This year's Exhibition will have several new exhibits and if you are interested in exhibiting but have not yet told me, please contact me as soon as possible.

As normal we will be requiring plenty of volunteers to help with the Exhibition. Please keep these dates free so you are able to assist –

- Thursday 28 May – Transport and set-up
- Friday 29 May – Set-up
- Saturday 30 May – Exhibition open to public
- Sunday 31 May – Exhibition open to public
- Monday 1 June – Exhibition open to public followed by take-down
- Tuesday 2 June – complete take-down and return infrastructure to Clubrooms

We will need a mobile office for our staff, if anyone has or knows of a suitable caravan please contact me.

Further information will be included in the April issue of *The*

Branchline, together with volunteer roster forms.

Frans Ponjee
Exhibition Manager

Where we meet and when

All meetings are held in the Branch's Clubrooms at 24 Moojebing Street, BAYSWATER [opposite Paddington Street]. The Clubrooms are open as follows for programmed meetings:-

Evening meetings	–	Monday to Friday from 2000 to 2230
Daytime meetings	–	Tuesday from 1000 to 1500
	–	Saturday from 1330 to 1700

Members pay a small fee at each meeting to cover some of the general operating expenses of the Clubrooms and this entitles members to free hot drinks and a biscuit or two. Cool drinks are available at a modest price.

From the Editorial Desk

***The Branchline* – April issue deadline.** Routine editorial material, articles, reports, programme items, etc., to me **no later than Saturday** 28 March please. The following deadlines will apply –

- For items transmitted via Australia Post the last postal delivery or if hand delivered to my home no later than 1600 on the Friday 27 March
- For items placed in the Editorial pigeon hole in the Management Committee office in the Clubrooms – 1500 Saturday 28 March
- For items transmitted electronically via e-mail – 1800 Saturday 28 March email address is mandtt@ca.com.au – please use subject heading *The Branchline*.

However, if your material is ready earlier please let me have it early; it helps spread the work load, particularly if your article is handwritten or typed hard copy requiring retyping.

Collation, etc., will be on **Saturday** 11 April – includes pre–exhibition material

Please note the intended dates for *The Branchline* publication for the remainder of 2009:

	Editorial deadline	Assembly, etc.
June	Saturday 30 May – for routine material Sat 6 June – for exhibition reports	Saturday 20 June – will include exhibition reports and AGM material
August	Saturday 1 August	Saturday 15 August
October	Saturday 26 September	Saturday 10 October – will include Minutes of 2009 AGM
December	Saturday 21 November	Saturday 5 December

Ted Thoday

Members Only Table Top Sale

Will be on Saturday 14 March, starting at 1430 and finishing by 1630.

Members will be able to buy the use of a trestle table top from which they can sell their surplus model railway equipment. Requests to buy the use of a trestle table top, together with payment of \$10.00, are to be made to the Branch Treasurer before 1600 Saturday 7 March. Payment at time of purchase – cash only.

The number of tables available is limited – first in best dressed applies. The purchaser of the use of a table may share the table with others.

Selling is restricted to members only – no traders will be permitted.

Members who are also model railway traders will not be permitted to use the sale to dispose of their, perhaps slow moving, normal retail stock.

Some stock from our Branch's market facilities will also be available for purchase.

Any interested person, member or non-member, will be able to make purchases at this sale.

Literary Lines

The very generous donations of books, magazines and video tapes, etc. keep coming in. Thank you very much to the following for their donations –

Dennis Ling	John Neville	Ralph Cope	Mike Cazalet	Ken Ireland
Terry Wright	Dr. Wager	Graham Watson	Alan Porter	Werne Dunwoodie
Geoff Mercer	Ted Thoday			

Library - on Saturday afternoons the Library will be **open** for receiving and issuing books, magazines and videos **from 1400 to 1630 only**.

Chris Paterson
Branch Librarian

Around the Layouts

Haltwhistle

The layout is running well and is in for a lot of running time due to the *Swan View* layout being put off limits due to damage done to line side structures. It looks as if the damage has been caused by the trains leaving the track due to them being driven too fast.

The *Haltwhistle* team members will monitor the running on the layout to make sure the trains are running at a reasonable speed to avoid damage to *Haltwhistle* layout and to allow members to have a fair share of operating time.

Tom Stokes
Layout Supervisor
Haltwhistle

Denver, Santa Fe and Valentine Railroad

Progress continues on the scenery, with plastering being applied to modules A and H occurring Saturday 17 January. Peter and Murray, who are developing the scenery on modules F and G, have already claimed the honour of being first. Alan Higgs has installed some great looking culverts which will be visible behind the [yet to be constructed] high bridge on H module.

The wiring consultant has discovered an unconnected section of the wiring and rectified the problem. The DC/DCC switching panel will hopefully be finished by the time you read this and the control panels will have directions added to the schematics.

It is pleasing to see several members running trains on the layout. Our DC entrenched Treasurer was recently spotted, NCE handpiece in hand, happily running your scribe's 2-8-0. Also our President was earlier observed running his UP diesel and a 2-10-2 on the same loop. Whoever placed a third loco on his loop which was not under his control made his life very difficult. This was an unkind and thoughtless act, especially as this was Fran's first use of the handpiece. Strangely, it was a 2-8-0.

Craig Hartmann
Alan Burrough
D, SF & V RR Coordinators

Volunteer Required

At the last Management Committee meeting it was decided that some of the items stored in the depths of the store area should be displayed for other members and visitors to our Clubrooms to see, rather than try and gather dust in the storeroom.

To kick this off your Committee is looking for someone to help sort out the collection of Hornby O Gauge tin-plate models which was donated to our Branch in the past. Over the past few Saturdays you may have seen Ted and I photographing and cataloguing these models.

It is a crying shame that it is sitting in the store where it cannot be seen. Is there anyone out there who is willing to try and help with this rewarding task? If you would like to give this a try please talk to me about it.

John Maker
Branch Vice President

Interesting Website

My attention has been drawn to <<http://local.live.com>> My understanding is that this is a Microsoft site that, for want of a better description, combines the best of Google Earth with aerial photography, giving better resolution and the ability to look at side views from all angles.

The information came from the UK, so it is possible that the site only gives images of the UK.

You're Never Too Old

Howell Day of the USA still modelling at 92 years. Nobody has been able to convince him that life is too short to be scratch-building at his age.

So, Ron Richards, if you are still thinking of making C & L points don't be discouraged, keep modelling you will get a lot more pride in the finished product than any purchase of a manufactured product.

[There's hope for some of us elderly ones who will have to live to around 150 to construct all those kits stashed away in our cupboards. Ed.]

George Noble

Photograph of Howell courtesy of *Model Railroader* magazine



Cooked Models

The weather, since the last issue, has been a touch warm to say the least. So we should be careful with our models being transported from our home to either a club or other modellers' homes. It doesn't take long for the temperature in the car to rise and not only is that bad for us and our family and pets, but for our models too. So take care on these warm days and look after yourselves and stay cool.

Just in case you are a non-believer there's a very good example displayed in our Clubrooms

Membership Matters

Since the last issue of *The Branchline* we have had four new members join our Branch.

Please welcome –

William Burton	Gosnells	HO
Phil Burton	Gosnells	HO
Pauline Burton	Gosnells	HO
Richard Percy	Hillman	HO

Please make yourself known to the Duty Officer at your first few meetings. I encourage you to ask questions as there are many aspects to our Branch. Time at our clubrooms is never wasted.

Around the SIGs

British Railways Modellers Special Interest Group

The subject for the November meeting was BR Engineering Trackside Bits and Pieces. Until the overhead electrification schemes of the 1960s, the engineering Bits and Pieces to be found on British Railways from 1948 onwards were basically those of the Big Four that BR had inherited. These items varied somewhat from one Big Four company to another but by and large there was a common-ness about these items. What follows therefore is of a general nature but there might well be slight differences for individual regions of BR. Again a full set of notes is available on request.

After our break we continued with –

New Acquisitions –

Ron Fryer – showed a book *British Railways Locomotives and Other Motive Power* – combined volume. [Ian Allan] 1974 Spotters pocket book that he bought for \$6.00 at the Craft and Antiques Fair at Claremont Showgrounds recently. Ron also told about a DVD that he had bought from John Martin for \$2.00 called *The Story of Steam* introduced by David Shepherd and narrated by Nigel Harris. 109 minutes of excellent film.

Ron Richards – showed two Classix model vehicles, both were models of a Ford E83W Thames Van, one in the livery of the National Coal Board and the other in British Rail livery.

Steve Raynor – showed models of a 1:144 M4 Sherman Tank and a 1:144 M18 Hellcat Tank that he bought to put on his N gauge Warwell wagons. He also showed his partly built model of a LNER full brake [Gresley D113] also N gauge.

Geoff Mercer – brought along the following –

- a Bachmann 34ton 5rib Ballast wagon in Railtrack livery
- a Bachmann 80ton GLW BDA Bogie Bolster wagon in Railfreight colours
- an EFE Bedford OB Bus – Bere Regis
- a Roadscene Scania R series Curtainside truck – Eddie Stobart
- an Original Omnibus East Lancs Millenium Lowlander – Ipswich Buses Centenary
- a Bachmann 45tonne TTA Tank wagon unbranded [Gas oil] in black and, finally
- a Hornby Class 60 Co-Co Diesel Electric locomotive *Samuel Johnson*

Peter Sapte – advised that he has been notified that the Bachmann model of the Patriot [parallel boiler] was available at the recent Warley Show

Terry Hammond recently went to the BRMA Convention in Woollongong and made some purchases from the Convention and a couple of retailers whilst over there. These are some of the

things he brought back –

From the Convention –

- 1 set SR Coach decals [Maunsel and LSWR] – PC Models Sheet 9 \$2.00
- Shire Scenes [53] LSWR single wheelbarrow – etched brass \$1.00
- Shire Scenes [59] Single wheelbarrow – etched brass \$3.00
- Dart Castings – Fire Buckets and stand – white metal \$1.50
- 2 Parkside kits – PC02 Open Wagon and PC10 Medium Goods Wagon \$4.00 each
- Airfix Signal box kit \$5.00
- Oxford Diecast Ford Popular car \$6.00
- Springside – Morris Minor 1000 car – white metal kit \$5.00
- Bachmann Conflat complete with 2 AF Containers \$10.00
- Hornby private owner wagon *Thomas Meakins, Dorking and LBSCR* \$10.00
- Mainline private owner wagon *Warrener, Lincoln* \$10.00
- Hornby 20ton Brake Van \$5.00
- Book *Bullied's SR Steam Passenger Stock* – David Gould \$10.00
- Book *South Eastern & Chatham Railway Album* – P.K.Jones \$10.00
- Book *Southern Colour Pictorial* \$2.00
- Book *Plastic-bodied Locomotives* – Tim Skackleton \$15.00
- Book *Historic Locomotive Drawings in 4mm Scale* – F.J.Roche \$10.00

From Tom's Hobbies & Trainorama, 1001 Victoria Rd, West Ryde, NSW.

- | | normal | price | sale |
|---|--------------|-------|---------|
| • Dapol SR 10ton 7plank open wagon + coal | 21.80 | | 15.00 |
| • Dapol private owner wagon <i>W.Simmonds, Oxford</i> 5plank + coal | 20.50 | | 15.00 |
| • Dapol private owner wagon <i>White & Beeney, Hailsham</i> 7plank + coal | 21.60 | | 15.00 |
| • Dapol private owner wagon Renwick & Wilton, | | | |
| • Torquay & Dartmouth 7 plank + coal | 21.60 | | 15.00 |
| • Dapol private owner wagon <i>Black Rock Quarries, Portishead Somerset</i> | 19.30 | | 15.00 |
| • 3 x 600gm bags Ground cover | 6.00ea | | 3.00ea |
| • 6 x bags Plastic gates/Hydrants and other House/Street bits | 24.00 | | 1.00ea |
| • 6 x Kerroby Models N gauge Tractor white metal kits | 4.00ea | | 1.00ea |
| • 1 x Selley's bag 12 chickens and roosters | 4.00 | | 1.00 |
| • 5 x Scale Structures Crates – 3 sizes | 4.80 to 5.40 | | 1.00 ea |

From Woodpecker Models –

- Springside Ground Signal, double type – white metal \$4.00
- Springside Ground Signal, single type – white metal \$3.50
- Springside Heron and Seagulls set – white metal \$3.50
- Springside Fisherman and Basket – white metal \$3.50

• Springside Goats – white metal	\$3.50
• 2 x Springside Cats and Birds – white metal	\$3.50ea
• Springside GWR Platform Seats – white metal	\$3.50
• 11 Oxford Diecast Mk. 7 Jaguars	\$5.95ea
• Oxford Diecast Mk. 2 Jaguar	\$5.95

From Hobbyco –

• Oxford Diecast cars – Morris Oxford/MG.TC/Ford Popular/ Morris 8 Red and Green/Co-op Milk Float	\$5.95ea
--	----------

From Railway Heritage Centre, Central Station, Eddy St, SYDNEY – a number of books –

• <i>The Meon Valley Railway Revisited</i>	\$35.95
• <i>Locomotives in Detail – Maunsell 4–6–0 Lord Nelson Class</i>	\$50.00
• <i>Railways of Hampshire</i>	\$45.00
• <i>Illustrated History of Southern Wagons [LSWR and S&DJR]</i>	\$35.00
• <i>The Leader Project</i>	\$60.00
• <i>LSWR Carriages Vol . 3 – Non–Passenger Carriage Stock</i>	\$83.00
• <i>Illustrated History of Southern Push-Pull Stock</i>	\$89.00
• <i>Diesels on the Southern</i>	\$45.00
• <i>Heyday of Stewarts Lane and Locomotives</i>	\$25.00

Found by his wife on Ladies Tour –

• <i>Railways an Anthology</i> – Jack Simmons	\$8.00
---	--------

As if that wasn't enough Terry also showed a Yat Ming Petite' Collection of a Mini Cooper S [BMW type Mini] and that was Terry Hammond's little list! Good job he and his wife returned to Perth by train!

Alan Porter showed another Oxford Diecast model, a lovely black Triumph Mayflower, also a Hornby BR 4-6-2 Britannia Class Locomotive *Anzac*, weathered, that he bought at the BRMA Convention in Woollongong. He also showed a Bachmann BR Class G2A 0–8–0 [Ex LNWR] locomotive 49395 in black.

Doing Things –

Steve Raynor showed the Gresley D113 Full Brake kit that he is building and also two Parkside Dundas Grampus Ballast Wagons that he has built from kits.

Ron Richards has been making Slater Kits instead of points for a change.

Next month is our Quiz Night and a little bit of Christmas Cheer. Merry Christmas to you all.

As with the GWR meeting, for the December meeting we reversed proceedings and started with –

New Acquisitions –

10

Ron Richards showed two trains?? - one a pull-along of engine and two trucks complete with blocks, and the other as per the GWR report. The less said the better!!

Ron Fryer brought in two books from Midland Counties –

- The Heart of England by R.Talbot & R.Whiteman £4.99 [was £9.99]
- English Country Churches by D.Brabbs £4.99 [was £9.99]

Both books are very useful in modelling the English countryside and buildings. The mind boggles at the endless variations that you could achieve using a combination of the Superquick, Bilt-Eezi and Metcalfe church kits and yet still be prototypical.

Alan Porter first showed us three DVDs –

- Railway Modeller DVD Xtra No. 5
- Vol. 8 – Brit. Transport Film Collection - Points and Aspects – 2-disc set
- Vol. 9 – Brit. Transport Film Collection – Just the Ticket – 2-disc set

Secondly he showed us a Bachmann model of the parallel boilered Patriot 4–6–0 No. 45503 *The Royal Leicestershire Regiment* CK22. Rather nice.

Thirdly he then showed from Kernow Model Centre a Wills Water mill kit and two Dapol Rectangular tank wagons –

- I.C.I. Ltd, and
- Wm Butler & Co (Bristol) Ltd.

Doing Things –

Steve Rayner again showed the four N-Scale tractors that he bought off Terry Hammond.

Alan Porter showed the Wills Water mill kit and looked at just how he would have to make it up. He didn't quite realise that all he got was full sheets of embossed plastic and that he would have to cut out all the doors and windows, etc.

We now came to the Quiz. As normal we had several rounds of questions and I think that it's time we changed back to our original system of one person organising the questions. Some of the questions were again rivet-counting. One of our members [no name, no pack drill] asked the following – “Where were the first Diesel brake tenders trialled in England? His answer? – **Scotland!!!** All I can say is that it was a good job that we were not celebrating Hogmanay, else he may well have been bashed to death with a haggis! I ask you what hope have we? He was quickly trodden on and the question disallowed.

All in all we had a pleasant evening. After the Quiz the usual mince pies, cake and bubbly were on hand courtesy of our Committee and our thanks to them. Our thanks also to Alan Porter who each month has supplied the detailed facilitation notes on all the subjects, even when he went cruising on the 'love' boat. Thanks Alan from all of us.

The programme for 2009 is still not 100% ready but will be by the time that this epistle appears in *The Branchline*

Great Western Railway Special Interest Group's December meeting Quiz Night.

For this one evening we reversed the order of proceedings and opened with –

New Acquisitions –

Doug Firth showed an Oxford Diecast Series 1 Land-Rover similar to one he owned and obviously had a great affection for. He also showed a Ferguson tractor that had been part of a keyring, it appeared to be very slightly larger than 1:76 scale.

Steve Rayner showed four of the N scale tractors that he bought from Terry Hammond, two we his and two were our Branch's. He had assembled and painted them and they looked delightful. Put in a line behind Doug's tractor they looked just like a mother duck and ducklings. [We will not waddle down that path again!]

Ron Richards showed his Christmas 'cheer' train. Glass snowballs on trucks, given to him by a well-meaning daughter.

Doing Things –

Doug Firth showed his Hornby GWR Lorna Doone Class 4–2–2 to which he has added a driver and fireman plus adding a bigger footplate extension. Also showed his attempt at making tarpaulin covers for wagons. Alan Porter promised to show him just how he makes his. He then told us about his progress in chopping the small standard issue Tri-ang clerestory brake coaches and remaking them as C23 10–compartment all third coaches and V4 Passenger luggage vans. He showed us the result of his V4 Van. Very promising. Keep up the good work.

John Brenchley showed a completed model of a standard type V4 van made from a kit obtained from the 2mm Scale Association – it has a resin body and brass underframe.

We then proceeded to the main event of the evening – the Quiz!

After several rounds of questions, some of which were very questionable and really rivet-counting, we totted up our scores and I think that the general opinion was that we didn't know much! That is, all except Ron Richards who answers his own questions and amazes himself by getting them correct but then admits that it's no fun unless you cheat.

Food and bubbly followed and we all thanked Alan Porter for the copious facilitation notes that he has provided throughout the year. Thanks Alan.

The programme for 2009 has been set and very interesting it looks. Why not come along and join us, we would be very pleased to see you.

The subject for the Group's January meeting was GWR Livestock Traffic. The livestock that was carried by the GWR can be classified broadly into three types –

- high shouldered [horses and cows],
- medium shouldered [goats and sheep] and
- low shouldered [dogs, rabbits, poultry, etc].

(Continued on page 14)

Programme

Explanatory notes for programme events are in the 'What's On?' article. Information regarding contact persons, etc. for Special Interest Groups is given in the 'Around the SIGs' article.

Note. The numbers in brackets alongside the day name indicate the housekeeping duty to be completed **before** the meeting activity starts.

February

Monday	9	[4]	S Scale Special Interest Group meeting -
Tuesday	10	[5]	Daylighters Group – daytime meeting North American Railroads Special Interest Group meeting – Large Scale Special Interest Group meeting –
Wednesday	11	[6]	DCC Special Interest Group meeting – venue AMRA Clubrooms
Friday	13	[7]	N Scale Special Interest Group meeting – layout construction General Activities
Saturday	14	[8]	General Activities
Tuesday	17	[9]	Daylighters Group – daytime meeting
Wednesday	18	[10&11]	Great Western Railway Modellers Special Interest Group meeting – GWR Locomotive and Brake Van Lights
Friday	20	[12&1]	N Scale Special Interest Group meeting – layout construction General Activities
Saturday	21	[2]	General Activities
Tuesday	24	[3]	Daylighters Group – daytime meeting North American Railroads Special Interest Group meeting – Large Scale Special Interest Group meeting –
Wednesday	25	[4]	British Railways Modellers Special Interest Group meeting – Black 5 4–6–0s built by BR
Friday	27	[5]	N Scale Special Interest Group meeting – layout construction General Activities – S Scale Running Night
Saturday	28	[6]	General Activities

March

Monday	2		Using the Internet to help you with your Model Railway needs. <i>[Labour Day Public Holiday]</i>
Tuesday	3	[7]	Daylighters Group – daytime meeting
Friday	6	[8]	N Scale Special Interest Group – Train Running Session, with a chance to bring and show any new items and/or your modelling projects. So come along bring your trains. General Activities

Saturday	7	[9]	General Activities
Monday	9	[10&11]	S Scale Special Interest Group meeting –
Tuesday	10	[12&1]	Daylighters Group – daytime meeting North American Railroads Special Interest Group meeting – Large Scale Special Interest Group meeting –
Wednesday	11		DCC Special Interest Group meeting – venue TBA
Friday	13	[2]	N Scale Special Interest Group meeting – layout construction General Activities
Saturday	14		Members Only Table Top Sale – start 1430 – general buyers welcome. Plus – See separate article in this issue General Activities
Tuesday	17	[3]	Daylighters Group – daytime meeting
Wednesday	18	[4]	Great Western Railway Modellers Special Interest Group meeting – Bring, Run and Tell about a GWR train
Friday	20	[5]	N Scale Special Interest Group meeting – layout construction General Activities
Saturday	21	[6]	General Activities
Tuesday	24	[7]	Daylighters Group – daytime meeting North American Railroads Special Interest Group meeting – Large Scale Special Interest Group meeting –
Wednesday	25	[8]	British Railways Modellers Special Interest Group meeting – Bring, Run and Tell about a BR train
Friday	27	[9]	N Scale Special Interest Group meeting – layout construction General Activities – S Scale Running Night
Saturday	28	[10&11]	General Activities
Tuesday	31	[12&1]	Daylighters Group – daytime meeting

April

Wednesday	1	[2]	LMS Modellers Special Interest Group meeting –
Friday	3	[3]	N Scale Special Interest Group – Train Running Session, with a chance to bring and show any new items and/or your modelling projects. So come along bring your trains. General Activities
Saturday	4	[4]	General Activities
Monday	6		Maintenance of your Model Railway Layout.
Tuesday	7	[5]	Daylighters Group – daytime meeting
Wednesday	8	[6]	DCC Special Interest Group meeting – AMRA Clubrooms
Friday	10		Good Friday - No Meeting

Saturday	11		Easter Saturday – The Branchline assembly followed by General Activities
Monday	13	[7]	Easter Monday – S Scale Special Interest Group meeting
Tuesday	14	[8]	Daylighters Group – daytime meeting North American Railroads Special Interest Group meeting – Large Scale Special Interest Group meeting –

(Continued from page 11)

Broadly speaking, the last mentioned would be in cages and would be carried in the guard's compartment of a passenger train or by parcels train and the movement of medium shouldered animals on the GWR was in conventional cattle wagons.

Therefore our consideration of GWR livestock traffic can be limited to the wagons that carried the high shouldered animals of which there were three different types of vehicles as follows –

- Cattle [code named MEX before 1943, OX and OXFIT after 1943] – W Diagrams
- Prize [or pedigree] cattle [code named BEETLE] – W Diagrams
- Horses [code named PACO] – N Diagrams

A full set of facilitation notes are available on request. After a break for a cuppa, we continued with

New Acquisitions

Roger Solly who showed a booklet, *The GWR Engine Book 1932*, published by the GWR, Paddington price 1/- [one shilling]. He then showed an employee's handbook of the Emu Bay Railway Co., called *A Locomotive Handbook for Drivers, Firemen and Cleaners*.

Doug Firth showed a book that he had treated himself to. *A Pictorial Record of G.W. Architecture* by Adrian Vaughan, published by OPC. He then showed us his bookbinding ability by covering a 4-ring binder in chocolate and cream coloured materials with the inscription 'GWR SIG Notes' in gold lettering. Orders from members are pending! He also showed the latest version of the Hornby Class 27xx GWR open cab 0-6-OT. Very nice!

Steve Rayner showed his Oxford Diecast model of an OB Bedford BR bus in N Scale. This is an exquisite model.

Alan Porter showed the latest *MODEL RAIL* DVD and the latest edition [6th] of *Ramsey's British Model Trains Catalogue* now in full colour.

Ron Fryer brought in four books that his wife had bought for him, as a Christmas present, from Amazon Books in the UK, they were as follows –

- *St Pancras Station* [Simon Bradley] from Profile Books,
- *The Subterranean Railway* [Christian Wolmar] Atlantic Books,
- *150yrs of the Lancashire & Yorkshire Railway* [Noel Coates] Hawkshill Publishing
- *The Thames* [Paul Atterbury & Anthony Haines] Cassell Paperbacks.

His wife had left the invoice in this book and it read “value of book 1p plus postage £7.00”. Ron

also showed a second-hand Hornby model of the Lord of the Isles 4-2-2 locomotive and he admits that it doesn't pull anything but he has always wanted the model. He also showed a fridge magnet from the UK depicting the Lancashire & Yorkshire Railway.

Doing Things

Doug Firth showed us that he still working on his clerestories. Barry Peacock and Ron Fryer brought in their efforts to help him and show him how they had made them. He is also changing and extending his layout.

John Brechley showed a selection of wagons that he has been working on over the holiday period.

- A Macaw B 45-foot bogie bolster wagon constructed from one of two etched brass kits that he had shown members at the December meeting. He has built it to represent a Diag. J21 version with angle trusses, and modelled it carrying a load of cut timber. He plans to build the second kit as an earlier version Diag. J4 with rod trusses.
- A Mink A, 10-foot van representing a standard height version of Diag. V4. The model was constructed from a resin body and etched chassis, both purchased from the 2mm Scale Association. He had previously shown this model partly painted at the December meeting. He had now completed the painting, lettering and weathering.
- A Mink C, 20-foot van constructed from an all plastic Parkside Dundas kit purchased from the N Gauge Society. He built the kit some years ago but has only now commenced airbrushing and lettering it. The numbers have still to be added as John is not certain which [if any] of these vans ran with the style of brake gear represented by the kit.
- An Open C, 25-foot 4-plank wagon constructed from a plastic Chivers Finelines kit purchased from the N Scale Society. As with the Mink C, he has only recently started painting, lettering and weathering this wagon.

So ended another very interesting meeting. Our thanks again to Alan Porter for providing the facilitation notes.

Sn3½ Special Interest Group

The December meeting was the final meeting of the year for the S Scale Group. Thirty four keen members turned out for what was a lively and enjoyable meeting. Murray Hartzler, who has been absent for a couple of meetings [without a note from his Mum], was in fine form as were a number of other members, as the repartee flew free and easy.

Perhaps that's why this time of the year is sometimes called the silly season. Gary Gray gave his apologies as he has been in hospital and all the members wished him a speedy recovery. Stuart Mackay was also to be hospitalised over Christmas and a number of members have expressed their good wishes, which Stuart appreciated.

Graham Watson called the meeting to order a little earlier than usual at 2000 after everyone had well and truly renewed acquaintances exchanged ideas and stocked up on bits and bobs from Railwest, GA models and X class models.

Graham reminded members of the upcoming Model Railway Exhibition in June 2009 and again confirmed that *Swan View* would be the official Branch layout for the event.

Stuart Mackay drew members' attention to the 2009 draft SIG program which he emailed to members

in early December for their responses and suggestions. Thanks to all those who responded and all suggestions have been included.

The topic for the evening was *Modelling the Exhibits at the ARHS Museum*.

Members were asked to Bring and Show items that they have modelled from the Museum. This was a suggestion made by Bill Gray in 2007 for this year's program and it was a fitting finale for the final meeting of 2008.

As agreed by the members present there were to be two categories of models brought and shown. These were to be the actual items as seen at the ARHS Museum such as the X class DE locomotive 1001, *Yalagonga* or *Kia Ora* and the other category was to be models of items similar to those at the Museum but not specifically numbered or lettered as being models of those items.

Stuart Mackay was first to show his *Kia Ora*, U664, X 1001 which are all preserved at the museum and an XA hopper similar to that at the Museum.

Neil Blinco showed his model of N201, a 4-4-4 tank locomotive which is preserved at the Museum.

Bill Gray showed his model of the diminutive No. 4 0-4-0 shunting loco, Andrew Barclay, an NF timber jinker, an I wagon, two J wagons an O van and a ballast plough. Bill also showed his scratch-built DC van, 3 FD vans but forgot to bring and show his AYC/AYD Australind coaches of which he has a complete set including an express guards van.

Alan Penstone brought in his model of an Es locomotive and 2 AH coaches using Paul Tranter's castings of many years ago.

Murray Hartzler showed his V class locomotive and an XA hopper both scratch-built models of those on display at the museum.

Ken Shenton showed his scratch-built model of a MRWA FA Guard's van, a JA compartment coach in MRWA livery and his incomplete model of MRWA diesel, F42.

Lynton Englund had a range of models all built and inspired by the prototypes from the Museum including a the ZF guard's van, ADF locomotive *Hovea*, a Shunting tractor ST1, an ACL, an F class diesel, a kit built *Kia Ora* using Lynton's own castings, an O class steam loco, an A class 2-6-0 steam loco and two varieties of the two G class locomotives, a 4-6-0 and a 2-6-0 version.

Brian Norris showed his Fs steam locomotive, his model of N201 and a kit-built P class which can all be seen at the Museum.

Graham Watson as usual was last to display his models all of which drew inspiration from the Museum items including a scratch-built A class loco with a spud tender drive unit, a QBB wagon, a scratch-built ZF guard's van in NE Timber, an NFA and a GM wagon, *Kia Ora*, O class 217, H18, an ST1 and finally a motorised gangers' trolley.

By the end of the Bring and Show there were 48 items which were models of those prototypes displayed at the ARHS Museum with over half being models of the exact numbered and lettered items on display.

The first meeting for 2009 was held on 12 January and was billed as a *Bring and Show what you received, or better still, what you treated yourself to for Christmas*.

Thirty two members were in attendance and the evening proved as interesting as ever.

The formal part of the evening opened with the ringing of the bell at 2030. Graham Watson proposed that the Group use the last Friday of the month running night to make any modifications and preparations to *Swan View* for the June exhibition. This will give us a total of five nights to prepare the layout, if required. Bill Gray is now the WA representative for the ASn Modeller so if you have any suggestions or wants any information Bill is the one to see.

Gary Gray reported on his latest kits from his Double G models range which will soon include a wooden buffer stop, a cattle grid, and coal loads to add to his range of cranes, platform sides and small line-side buildings.

Alan Bone showed his locating lugs for locking layout modules. Alan's ingenious little design is simple cheap and neat and guaranteed to give smooth, trouble free connectivity between modules.

Graham Watson showed a number of Items available through Railwest models including sleepers for hand-laid track, brass W irons designed and produced by Don Moir specifically for WAGR/MRWA wagons, brass 5'6" bogies if added weight to a wagon is required or just if you just prefer brass to white metal.

Gary Gray showed his recently assembled JR tank wagon which he received from GA models just in time for Christmas.



Noel Zeplin's 1961 photo of an MSA on an ARHS excursion in the early 1960's

Stuart Mackay received a JN Tank from GA models too and it is almost assembled. Both the JN and the JR are Greg Aitken's latest models from his wide range of WAGR wagon kits and they are

about the easiest to assemble though you need to get the domes carefully into position as the super glue grabs them very quickly.

Stuart also showed his delightful Mantua classic model of an articulated logging locomotive which will serve as the basis of an MSA Garret, in the fullness of time. Stuart also received an S scale 1957 Ford Fairlane from one of his son's for Christmas which will look nice on his layout. Road vehicles are the theme for next month's S Scale Group meeting so the Fairlane will probably be aired again.

Finally, Stuart showed off a pair of Southern Cross Models 5'6" spring-loaded bogies which he acquired from Gary Schwartzrock just prior to Christmas. Joe Moir commented that the WAGR has some of these bogies and some research is required to see which wagons did. They run very well and do not look out of place under a VF van. They cost about double the Railwest equivalent but Gary is trying to get the price down. Meanwhile, they are worth the money for one or two pairs just to see how smoothly and realistically they run. Members can read about them in the last ASNM.

Kelvin Davis showed his DCC Concepts Spray Booth which he acquired just before Christmas for around \$300. This is a fine piece of equipment for the serious modeller who also wants to limit his intake of fumes. The box enables the modeller to spray his models in-doors if desired.

John Hatch showed a box of plastic drawers he received for Christmas which will hold a host of modelling bits and pieces. He also showed some hand-made points he has made using Don Moir's formers, which he can make three times as cheaply as second-hand Peco points. John's last item was a nice piercing saw from the jeweller's suppliers at 25 Barrack St in the City.

Doug Firth showed some of the wagons he has been putting together using Railwest kits. Doug's wagons included a GE wagon, a QRB and a ZA composite coach. Doug also showed the latest Railmaster catalogue he ordered for Christmas but was disappointed in the range of vehicles and figures he was interested in.

Gary Pilmoor told us how his wife Hazel was such an avid modeller and supporter of Gary's modelling that she bought two Australian HO locomotives for him for Christmas. They were an EL and a DL from Auscision and Austrains, which were beautiful models [for HO!]. Finally Gary showed a DVD with six hours of US railroad visuals, which, he said, is guaranteed to put you asleep in half an hour.

Ray Cooper reported on the progress he is making on the modules for his proposed Yarloop layout which is an ambitious project but should be a fantastic fusion of the timber lines and workshops and a main WAGR line. We await to hear of further progress.

Graham Watson closed the formal part of the evening after he showed his Christmas present bought for himself. It was a set of electronic Verniers which Graham paid \$39.95 and one is fairly safe to assume it was a bargain.


Both the December and January meetings of the S Scale Group were highly informative, challenging and interesting so if you are at all interested it is good to know that we meet on the second Monday of every month at 2000 at the AMRA WA Branch Clubrooms in Moojebing St, Bayswater. New members and visitors are always welcome.

Contact Graham Watson on 9250 1084 email <grahamrwatson@hotmail.com> or Stuart Mackay on 9310 3858 email <mackays@iinet.net.au> for information about the S Scale Group, its activities and availability of S Scale kits, etc..

Contact persons for Special Interest Groups are:

British Railways
Digital Command Control
Large Scale
Great Western Railway Modellers
LMS Modellers
N Scale
North American Railroads
S Scale

Gordon Bramwell	0432 871 197
Richard Johnson	9455 6421
Jim Gregg	9298 9442
Roger Solly	9444 7812
Alan Porter	9330 1848
Neill Phillips	9403 0924
Peter Scarfe	9359 2281
Stuart Mackay	9310 3858



Trains. by.
 Mikayla.
 McEwan.

From the Scribe's Quill

Meeting No. 317 – December 2008. The major items of business dealt with at this meeting were –

- The Vice President advised that there will be a Bring and Buy sale in March 2009, to be limited to AMRA non-trade members for selling. Cost of tables will be \$10, but tables can be shared.
- The Exhibition Manager advised that Exhibition arrangements are progressing well. He has been in contact with Channel 10 for television advertising and is hopeful of a good result there. Emails have been sent to all potential exhibitors to confirm attendance and area arrangements.

- The Committee is investigating a Velcro friendly cloth that could be utilised as an alternative fascia finish to paint and which has the added advantage of easily holding the black drop-cloths that hide the legs on each exhibition layout. *Frans River Line* will be the first layout to use the cloth and a further decision will be made after that trial.

Meeting No. 318 – January 2009. The major items of business dealt with at this meeting were –

- There has been some unpaid use of the photocopier in the library. All potential photocopier users will need to contact the Duty Officer prior to using the photocopier for the insertion of an operator code. All photocopier usage is to be recorded in the log book near the machine.
- One of our members has agreed to investigate the reinstatement of his electrician’s licence so that he can tag electrical items for the Exhibition again this year.
- The Exhibition Manager advised that Exhibition arrangements are in hand with many Information Sheets being returned. Currently there should be 62 exhibits with some 36 layouts and only ten traders. He will be developing the floor plan in the coming weeks with a view to determining whether a second hall will be necessary again this year.
- The Committee agreed to the cataloguing of the AMRA O Gauge tinplate collection with a view to refining the holdings. There is also a need for a volunteer [or group] to develop a display of those items in better condition. More elsewhere in *The Branchline*.

Management Committee Submissions. The Management Committee frequently receives items for consideration shortly after a Committee meeting has been held. This means that these items do not get considered until the next Committee meeting up to four weeks later. In an effort to resolve this problem we publish the deadline date for submissions to be received by the Branch Secretary. Items can be posted to the address on page 2 of this issue or placed in the Secretary’s pigeon hole.

The **Submission deadlines** are –

Submission deadline	for	Committee meeting
14 February		19 February
14 March		19 March
18 April		23 April

A Prototype for Everything

We sometimes think that the tree models, on our layouts, which are made of sea sponge and similar natural odds and ends look anything like the real thing.

While on holiday recently Roger and Carol Solly visited the Hobart Botanical Gardens and took this photograph.

Yes, there is a prototype for everything, including trees made from sea sponge, etc.



VHS Tapes and DVDs

Over the past few months a number of members have talked about the problem of having a large collection of VHS tapes [which take up a lot of storage space] and the increasing use of DVDs [which take up much less space].

With the impending changeover from analogue TV transmissions to digital, with the need to update television sets and associated equipment, it was found that players for VHS tapes were rapidly disappearing from the market – this would make the investment in VHS tapes useless.

Being faced with this problem I went looking – I found two, both by Samsung, one for around \$300, the second around \$500. The difference between these two units was that the \$500 version has a digital tuner – the staff in three major outlets all said that if I have a digital TV this wasn't necessary as the tuner replaced that set-top box required for analogue TV sets to receive digital signals. This was not strictly accurate, as John Maker and I found out when setting up the \$300 version – the tuner is for the player's internal TV signal receiver. Without trying to go into technical detail, from my point of view this could be ignored – it just requires a couple more buttons to be pressed to get the signal from the player into my TV set.

The Samsung unit will play either DVDs or VHS tapes and has the added facility that it will dub from VHS tape to DVD at the press of a couple of buttons – the unit does all the set-up formatting, etc.

Dubbing speed is the same as the playing speed of the VHS tape.

The player is a Samsung DVD-VR375 – full specification, etc. is available for downloading from <www.samsung.com.au/consumer/detail/features> RRP is \$349.00.


Ted Thoday

What Happens to Old Prospectors? [cars, that is]

In the last issue we published two photographs of old Prospector cars and asked for information on their whereabouts.

Toad Montgomery, who lives and works in the Pilbara, provided the answer.

- The photos in question are taken from the front of the scrap yard in Dundas St, Forrestfield.
- WCA903 and trailer car WCE922 are not scrapped and are stored for Rail Heritage WA.
- Also check here: <http://www.railpage.com.au/f-t11340939.htm>
- Also see this site: <http://www.flickr.com/photos/pm1225/sets/72157605281371114/>



EM Gauge Society Manual Sheets

The latest Manual Sheets received are –

- 3.2.6.(11) – Converting the Bachmann G2A Super D model to EM gauge – while the conversion is not of general interest, the information on taking the loco and tender apart [for maintenance, perhaps] is.
- 5.3.5.(2) – Turnout Operation using Peco point motors is of general interest as it describes the modification using the Peco unit horizontally under the baseboard.

The Sheets are now in our Library copy of the Manual.



Andy Shaw provided these two photographs of a recent railroad development in the Pilbara
Top photograph – Whaleback’s new 1A Road
Lower photograph – Train departs Whaleback on new 1A Road

