


The Branchline



The newsletter of the Australian Model Railway Association Inc.
Western Australian Branch Inc.

www.amrawa.com

Issue 190 December 2008 Vol 31 No. 6

Frans Fatidic

Another year is nearly over and our Branch is running along nicely.

Some members of our Branch went to the Albany Model Railway Show with *Frans River* layout and came third in the people's choice.

A good time was had by all apart from some inclement weather [freezing cold and wet on Saturday] but I believe that is the norm for Albany. After having trouble loading the layout on Thursday night we got away Friday around 0930, we arrived in Albany mid-afternoon and proceeded to set up the layout encountering various minor problems but we managed to overcome all these and the layout ran well during the weekend. A big thanks goes to Ron, Steve, George, Ron R and Bob for all their assistance in keeping the layout running.

The Layout ran very well apart from one episode where a person, not to be mentioned, decided that N scale trains should run around the layout at break-neck speed. He was soon told what to do but in the cold weather that was impossible. No future problems were encountered on the return trip [other than getting the guys out of Kojonup Bakery], however, we may not get invited back to Albany because four out of the five raffle prizes were won by our members but a big thankyou must go to Albany Model Railway club for their hospitality.

A few weeks later the same layout went to Wembley Scout Fair and with Dave Hunter organising and driving a hired van it was much easier to transport. Again thanks to Ron, George, Dave and Rob for helping over the weekend which was well received by the public.

Unfortunately, due to work commitments, I will not be able to come to the Christmas Function this year. Rosemary and I wish all our members a very Merry Christmas and a Safe and Prosperous New Year and hope Santa brings plenty of model railway presents.

ModelRail. Thank you to everyone who played a part in making ModelRail and the Modelling Competition such a success. We cannot put on these events without the participation of many members, far too many to try and name individually, your efforts were appreciated.

There were many very favourable comments received from the visiting public and from those who

**Australian Model Railway
Association Western Australian
Branch [Inc.]**

PO Box 60
MAYLANDS 6931

Clubrooms

24 Moojebing Street
BAYSWATER 6053
Phone 9377 3456

President

Frans Ponjee – 9490 3636
e-mail – rosie.pearce@bigpond.com

Vice President

John Maker – 0417 941 553
e-mail – jonmaker@westnet.com.au

Secretary

Neill Phillips – 9243 4664
c-nphillips@bigpond.com

Treasurer

Ron Fryer – 9401 3514
e-mail – not available

Committee

Alan Burrough – 9316 1045 [work]
e-mail – alan.burrough@det.wa.edu.au

Niels Kroyer – 9315 9635
e-mail nkroyer@portbouvardltd.com.au

Garry Pilmoor – 9296 7070
e-mail – garrypilmoor@bigpond.com

Steve Rayner – 9379 1147
e-mail – SteveRay@westnet.com.au

Rod Tonkin – 9309 5338
e-mail – rjtonkin@iinet.net.au

Editor

Ted Thoday – 9310 6316
e-mail – mandtt@ca.com.au

The views and opinions expressed by contributors in this publication are not necessarily those of the Association or the Western Australian Branch

manned the demonstration tables, layouts and the cafeteria area plus those who just kept the whole thing running smoothly, meeting and greeting our visitors and explaining what our Branch is all about and showing off our facilities. Well Done, everyone.

Thank You, John. John Neville, one of our longer serving members, has recently moved into an aged care facility. As John no longer has room for his accumulated books, magazines and model railway equipment he has donated a considerable quantity to our Branch.

Thank you very much, John, for your generosity, the donated books, etc., will be put to good use.

John has decided not to renew his Association membership, however, we will ensure John continues to receive copies of *The Branchline*.

Missing Videos. I am deeply disappointed that, despite the matter being raised by our Librarian in the June and October issues of *The Branchline* and by me in my report to the Annual General Meeting, videos and DVDs continue to be taken from and returned to our Library without being logged out or in.

During the early part of October three of the missing videos were surreptitiously returned to the Library shelves. Coincidentally during the same period two others were taken. Neither those returned or those taken were logged out. Details of these are in an article by our Librarian later in this issue.

If this situation continues your Management Committee may have to consider storing the videos and DVDs in a locked cabinet in a similar manner to the process used by video stores.

Clubroom Cleaning. Your Management Committee is very concerned about the state of our clubrooms.

The cleaning roster is being ignored and if this continues the entrance fee will have to rise by one dollar [\$1.00] to cover the cost of hiring a cleaner to clean the clubrooms once a week. It is up to the various Special Interest Group conveners to ensure their SIG members comply with the cleaning tasks rostered for their meetings.

The roster is near the entrance book, it is published in the Programme section of *The Branchline*, this Programme is also displayed on the Notice Board – there are no excuses for not knowing. So please have a look and do your duty, it doesn't take long.

At the end of each meeting do not forget the toilets, male and female and clean up the tea and coffee area after use

Frans Ponjee
Branch President

Model Railway Exhibition

Forward planning is running smoothly and expressions of interests are coming in, along with some new faces with their layouts. If anyone is interested in showing their layout please return your expression of interest before Saturday 20 December 2008.

A very good meeting was held with the various clubs around Perth and a lot of positive feed back came out of it.

We would like to start a Model Railway Club register, if anyone knows of any other clubs around Perth could they please let me know so we can invite them to participate.

I will be holding more meetings with the exhibitors regarding the Exhibition once I know who is exhibiting in 2009.

Frans Ponjee
Exhibition Manager

Where we meet and when

All meetings are held in the Branch's Clubrooms at 24 Moojebing Street, BAYSWATER [opposite Paddington Street]. The Clubrooms are open as follows for programmed meetings:-

Evening meetings	–	Monday to Friday from 2000 to 2230
Daytime meetings	–	Tuesday from 1000 to 1500
	–	Saturday from 1330 to 1700

Members pay a small fee at each meeting to cover some of the general operating expenses of the Clubrooms and this entitles members to free hot drinks and a biscuit or two. Cool drinks are available at a modest price.

ModelRail 2008

ModelRail has many exceptional features. Our rooms and garden looking spic and span, evidence of the pride we have in our club. The layouts, elegantly attired in their skirting, magnets of fascination, encapsulating the action and drama of model railways. Creative wizardry perplexing our judges, modelled masterpieces on display. The wonderful models being crafted by our gurus. The enticement of succulent aromas. The delight on children's faces and the nod of respect from our guests.

Yet, above all, one stands supreme – the selflessness, camaraderie and mutual respect of members whose endeavours contributed to the success of this event.

To those who lifted, cleaned, mowed, raked, shovelled, brought, welcomed, crafted, demonstrated,

drove, taught, cooked, counted or assisted – thank you.

It is by your efforts that our success is measured – again, you have done us proud.

Just in case you didn't come to ModelRail here are a few photographs to give you an indication of what you missed.



Clockwise from top left – West Merredin diorama – Layout Room demonstration area – demonstrators at work – some young guests using the U-drive layouts – Food preparation and service – taking a rest and a bite. Top of next page two views of the large scale outdoor track and rostered locos.



Alan Burrough
Graham Watson
ModelRail'08 Organisers.

From the Editorial Desk

The Branchline – February issue deadline. Routine editorial material, articles, reports, programme items, etc., to me **no later than Saturday 24 January** please. The following deadlines will apply –

- For items transmitted via Australia Post the last postal delivery or if hand delivered to my home no later than 1600 on the Friday 23 January
- For items placed in the Editorial pigeon hole in the Management Committee office in the Clubrooms – 1500 Saturday 24 January
- For items transmitted electronically via e-mail – 1800 Saturday 24 January email address is mandtt@ca.com.au – please use subject heading The Branchline.

However, if your material is ready earlier please let me have it early; it helps spread the work load, particularly if your article is handwritten or typed hard copy requiring retyping.

Collation, etc., will be on **Saturday 7 February**.

Please note the intended dates for *The Branchline* publication for 2009:

	Editorial deadline	Assembly, etc.
April	Saturday 28 March	Saturday 11 April – includes pre-exhibition material
June	Saturday 30 May – for routine material Sat 6 June – for exhibition reports	Saturday 20 June – will include exhibition reports and AGM material
August	Saturday 1 August	Saturday 15 August
October	Saturday 26 September	Saturday 10 October – will include Minutes of 2009 AGM
December	Saturday 21 November	Saturday 5 December

Ted Thoday

AGM Minutes – An Apology

Many members will have received a copy of the Minutes in which the printing quality varied immensely. Unfortunately, by the time this was realised it was too late to organise a re-print.

Apologies have been received from our Printers and the Xerox for not picking this up.

If you need a better quality copy please send me an email [address on page 2] requesting a better copy. Please quote AGM Minutes in the subject line. I will respond with a .pdf copy that you can print off.

Ted Thoday

Literary Lines

Donations. Dr. John Wager has donated a sizeable number of books from the extensive collection of the late Russell Smith. John has been thanked personally and formally by letter for the generous gifting of these books.

Although Russell lived in Melbourne, he was born in Perth, went to Perth Modern School and served an apprenticeship with the WAGR at their Midland Workshops.

After acquiring higher qualifications in engineering and architecture, Russell was involved in various public and private projects in the north-west of Western Australia. Later becoming the Resident Architect for the QEII Medical Centre.

Throughout his life Russell maintained a passionate and extensive interest in all facets of rail and railways and had an extensive collection of railway books and periodicals.

Donations of books and magazines have also been received from –

Dennis Ling John Neville Ralph Cope Mike Cazalet Ken Ireland Terry Wright

Thanks everyone for your continuing generosity.

Library - on Saturday afternoons the Library will be **open** for receiving and issuing books, magazines and videos **from 1400 to 1630 only.**

Chris Paterson
Branch Librarian

Missing Videos

In the June and August issues we printed a list of missing videos with the following note –

“None of these videos or the DVD is recorded has having been borrowed by a member.

Please check that you do not have any of these at home. If you do find any please return them to our Library **and ensure they are handed to either our Library staff or the Duty Officer.**”

On Saturday 28 June it was found that four of the missing videos had been returned to their places on the Library shelves. This could only have happened during the meetings on either 24, 25 or 27 June.

A similar thing happened in October, three of the missing videos – No. 79 Railscene 26, No. 194 Steam Volume 5 LMS and No. 243 Inside Isle of Man Railway mysteriously ‘appeared’ between Monday 6 and Friday 10 October.

Coincidentally during the same period No. 100V 72 Railscene No. 19 and 100V 74 Railscene No. 21 ‘disappeared’.

The member [or members] did not want to be identified as they surreptitiously returned three videos and removed two additional videos without notifying our Library staff or one of the Duty Officers as requested very clearly in **bold** type on several occasions. The member[s] responsible must have the hide of a rhinoceros to continue ignoring the Library borrowing rules which have been very clearly and regularly stated in *The Branchline*.

The list of missing videos is now –

100V 72	Railscene 19
100V 74	Railscene 21
248	Postcards WA 2–7–2000
252	Railway Panorama No. 4
306	Great Railways
DVD13	Severn Valley Railway

Perhaps you were away when the June and August issues of *The Branchline* were published, perhaps you just ignored my request, whatever, someone has them – please return them so that the rest of our members can have the pleasure of viewing them.

Chris Paterson
Branch Librarian

Around the Layouts

Haltwhistle

During ModelRail the layout rewarded all the time and effort that that been put into bringing *Haltwhistle* into a realistic railway layout. We were able to perform good shunting moves in Cumwaite yard and in the yard at Haltwhistle station.

I would like to thank the Haltwhistle crew who gave their time to run the layout, they all had big smiles on their faces at the end of a very good day, when the layout went without a hitch.

We did notice some peaks and dips on the branch line leaving Haltwhistle station, this section has been re-laid and is now running better. Just a couple of signals to tweak and all should be fine.

Wishing all Branch members a Merry Christmas and a Happy New Year,

Tom Stokes
Layout Supervisor

The Denver, Santa Fe and Valentine Railroad

DCC is up and running and performed faultlessly at ModelRail. The howl of diesels blended with the chuff of steam in a cacophony of sound as a mixture of modern and transition era [and even On30 equipment] circumnavigated the layout. We particularly appreciate Bob Kollwyn's assistance in making the cab bus cords.

The day highlighted the need to make several [all?] of the switches DCC friendly, there having been the occasional, but nonetheless annoying, losses of power. Also the installation of the PSX4 circuit breaker unit, which will limit the effect of shorts, is a high priority – along with control panels, a DC/DCC switch and a permanent DC control system.

To avoid a trip hazard, we have run a power cable up the wall, across the rafters and down into the well. Also appearing on our layout are several buildings, courtesy of Dave Port, Dennis Ling, Alan Higgs, Craig and Peter. Our first panel – albeit temporary – has been installed in the centre well at Topock, as well as a programming track, while repairing wiring cut when moving the layout.

A new submission outlining the rationale behind the layout is being prepared as the original submission has disappeared. It will be interesting to discover how Denver and Santa Fe relate to the Needles – Valentine Subdivision.

The author is recovering from having his droppers snipped. To rectify a short at the Valentine siding, two red wires installed by your scribe linking the siding track to the red track feeder were cut. However, later inspection discovered a missing insulated fishplate on the diverging rail of the electrofrog point which was shorting out the [whole] system. Members will be pleased to learn restorative surgery has returned the droppers to full functionality; something similar may shortly be required by those who advocated the initial severance.

Craig Hartmann
Alan Burrough
Layout Coordinators.

The Outer Circle

Ron Welsh – Garden Rail Coordinator Victorian Branch – has recently provided me with a copy of Issue 1 of *The Outer Circle*, a newsletter for garden railway enthusiasts – a copy is in our Library.

Ron says, “Could you please tell your garden rail members that they are most welcome to submit articles for consideration. Closing date for the February issue is Monday 9 February”

Ron is prepared to add interested modellers to the electronic mailing list for a personal copy of *The Outer Circle*, send him an email to <ron@easternwireless.com.au>

Ted Thoday

Bend It Like Ashley

Ashley Maker, one of our younger members, plays soccer in the Girls 15 Division 2 North Beach Soccer Club, which had a successful season – I invited Ashley to tell us about their season. Ed.

Our team managed to do very well this year, as most of us were not 15, we finished equal second in a

tough season. When we got to the semi-final we managed to beat the team that was equal with us on the ladder with a nice win of North Beach 2 Heathridge 0.

With winning that we played in the final, a week later, going up against a team that did not lose a game that season. It was a very close game and was 1-1 to both teams at the end causing us to go into extra time. With 20 minutes time on they had a very lucky win by having a penalty shot and scoring. It was cold and freezing so we are very happy with the result of the final score North Beach 1 Kingsley 2. I definitely think that both teams got a run for their money because it was a tough and awesome game.

There were a few medals that I got this year and these two are from this year's soccer season.



Right hand photo – Ashley's medals – on left – North Beach Soccer Club Girls 15 Division 2 Participation Medal
– on right – Runners Up Football West 2008 Medal

Around the SIGs

British Railways Modellers Special Interest Group

The subject for the October meeting was originally the BR Derby Works Lightweights DMUs and the Wickham DMUs. However, our facilitator decided that there was not sufficient subject matter for the evening so included all the BR Derby Works DMUs. Thus we have the Lightweights, plus Classes 114, 116, 108, 125, 127, 115, and 107 as well as the Wickham DMUs [Class 109].

The Derby Lightweights may be regarded as the logical development of the GWR Railcars, the later version of which had demonstrated the practicality of multiple unit operations. The Lightweights were built in 1954 and were almost all withdrawn by 1964.

As far as the Wickham DMUs were concerned, BR was cautious of the tubular skeletal framework of these sets and only five two-car sets were ordered, and these were supplied during 1957–1958. They were all withdrawn by 1971. The full facilitation notes etc, are available on request.

The topics for the 2009 meetings were confirmed as were the dates and a copy was given to the Branch Programme Coordinator.

Our normal tea-break followed and then it was into New Acquisitions.

Ron Fryer brought in two DVDs obtained from Crazy Clarks for \$4.95 each

- *British Rail – The Trainspotters Guide- Rail Around North West*
- *British Rail - The Trainspotters Guide- Brecon Mountain Railway*

Ron said that they would have been overpriced at \$5.00!

Ron Richards showed two Dapol Wagons, a limited run from the West Wales Wagon Works, C. Collett and Sons Nos. 5 and 7 Bourton-on-the-Water

He also showed a EFE King Alfred Winchester Bedford OB Coach in green, Stg£9 from Hattons.

Kelvin Davis recently changed his job and instead of his leaving present being the inevitable, he received a Hornby Special Edition OO model of Mallard in all its glory, packed in a silk-padded blue box. The model had gold-plated con-rods and drive shafts plus it sits on a piece of gold-plated track! Now that's what I call a golden handshake! Very, very nice. Obviously very understanding workmates.

Steve Rayner showed the latest Dapol set he had just received. It is of a B17 4-6-0 LNER locomotive *Doncaster Rovers* plus three LNER teak coaches, all in N Scale. Absolutely beautiful. He also brought in some Farish teak coaches for comparison. The general opinion was that you could not mix the two – chalk and cheese.

Geoff Mercer as usual did not disappoint us, showing five new Hornby products as follows –

- PDA depressed centre wagon – Lloyds & Scottish
- ZSX Railfreight wagon [including graffiti]
- Procor pallet van – Kemira Fertilisers
- Procor pallet van – UKF Fertilisers
- Class 60 Diesel locomotive *Samuel Johnson*

A sixth item was a first-day cover, stamped envelope from 1980, celebrating the 150th Anniversary of the Liverpool & Manchester Railway.

Peter Sapte was firstly welcomed back to Perth from the UK, he is with us for about six weeks. Peter showed a variety of catalogues and guides from various shows that he had attended in the UK – Epsom Show, Railx 2008, Tring 2008, and Scaleforum 2008.

Then it was into **Doing Things**

Ron Richards has started making points using C & L parts in one of them. Whilst, as he says, they are not mainline standard he can use them on the coal mine line on his layout. Some of us attempted to convince him that life at our age, is too short to be making points and track. Good luck Ron!

Peter Sapte showed photographs of his new layout under construction in his new house in the UK. He has a purpose built room above the separate garage. He has an area of 20ft x 15ft for his layout and is using the sandwiche' ply system of construction, very light and very strong. [Check out *Model Rail*, No.122 September 2008 on how to do it.]

Whilst he is over here, he has been commissioned to build a Highland Railway Brake Van [brass kit]

for someone back home. His big query was just what colour is Burnt Umber? Now answering that could be a health hazard! [Refer GWR SIG Notes for October 2008].

That was it for the night, next month we discuss BR engineering trackside bits and pieces – signal wire, point rodding etc.

Great Western Railway Modellers Special Interest Group

The subject for the October meeting was the old perennial question, What are GWR Light Stone and Dark Stone and Engine Green colours?

Before we venture into the discussion we were given the following dire warning. ‘**Arguing About Colour Can Be A Health Hazard!**’ Five reasons were given for this warning as follows –

- Perception of colour
- Effect of lighting on perception of colour
- Effect of surroundings
- Perception of colour by printing and by photography
- Climatic and other effects on the actual colour of painted objects.

At the end of the evenings discussion it was all too obvious that nothing had changed since 1911 when the GWR set up its first Paint Committee. The various and wide perception of just what Light and Dark Stone colours are, were still the same. All we had achieved was that we had aired the subject once more but had, again, not reached any conclusive decision.

The full facilitation notes are available on request.

After a welcome break for some refreshment we recommenced with the preparation of the 2009 programme and it was left to yours truly to ensure a dated, balanced programme was issued to the Programme Coordinator

Then it was on to **New Acquisitions** –

Steve Raynor showed two secondhand Magazines/Books – *Railway Magazine* that he had acquired, containing two articles relating to the GWR. Another publication *Rails around Frome* by Steve McNichol and published by Railmac of S.A.

Terry Emmerson showed books bought at the Mainly Trains closedown sale –

- *GWR – The Badminton Line* by K. Robertswon & D. Abbott
- *Encyclopedia of GWR* - various authors
- *The GWR 150 Glorious Years* by P Whitehouse & D. St. John Thomas
- *Steam in Action – Bullied Pacifics* by John Sagar

Ron Richards and **Ron Fryer** both had an Oxford Diecast Fordson Tractor from City Models \$6.95, down from \$9.95 [at the present rate of exchange [23/10/08], they are much cheaper than the same model direct from the UK]

Doug Firth showed two publications that he had purchased from the Rail Heritage Society Sale –

- *British Railways of the 20th Century – Vol. 1* by O.S. Nock

- *The GWR in the 20th Century* by O.S. Nock

Then it was on to **Doing Things**

John Brechley showed two models from the 2mm Scale Association of Mink A vans which had resin bodies and etched nickel silver chassis.

Doug Firth showed how he laminates thin card to make strong, beautifully curved roofs. This is a trick of the trade from his vast knowledge as a restorative book and manuscript craftsman.

Next month's meeting subject is the GWR 4-6-0 Castle class locomotive.

The subject for the November meeting was Collett's Castle Class 4-6-0 locomotives. They were the Company's most successful express locomotive, being built over a period of twenty-seven years [1923-50]. The class was based on the existing Star Class design but in a much enhanced form.

A total of 171 Castles were built comprising 155 new locomotives plus 15 Star Class rebuilt as Castle Class and the ubiquitous 4-6-2. The Great Bear was rebuilt as a Castle Class. Of the 155 new locomotives 40 were built after World War II – many in BR's time. Withdrawal commenced in 1950 and by 1964 most had gone.

One piece of interesting information was that in 1952 No. 4082 Windsor Castle was chosen to haul King George VI's funeral train. Unfortunately she was in Swindon Workshops in bits, undergoing overhaul, so No. 7013 Bristol Castle was renamed as 4082 Windsor Castle and pulled the train – everybody happy, well as happy as one can be at a funeral. Once the original 4082 emerged from the Workshops it became No. 7013 Bristol Castle.

Just why most of the other Castles were renamed Earl of xxxx one is unsure but it was generally supposed it to be political [see Editor's Note below]. My theory, I've just thought of it whilst writing these notes, is that as the name changes took place between 1937-39, and because of the gathering storm clouds in Europe, it was part of the plan to deny our enemies location knowledge. A large number of the castles and grand houses in the UK were requisitioned for use as hospitals, convalescent homes for the injured soldiers etc., also as military training camps and depots. Bentley Priory being a good example also the TV Series *Brideshead Revisited*.

[Editor's Note. According to the *RCTS Locomotives of the Great Western Railway, Part Eight, Modern Passenger Classes* – page H19, note (c) – “A general change of names took place in 1937, when it was decided to transfer the Earl names originally allotted to 4-4-0s of the 3200 class to Nos. 5043-62. In 1940-1 the Castle names of Nos. 5071-82 were replaced by those of aircraft which were household words during the Battle of Britain”. There were some other re-names, for example, 5017 was renamed *The Gloucestershire Regiment 28/61* in 1954 to commemorate the Regiment's part in the Korean War. Ed.]

Full notes are available on request. A short break was made for refreshments.

New Acquisitions –

Peter Sapte – told us about his new layout that he is building in the UK and his problems with buying a new N2 locomotive for his branch line. This he duly did only to find out that N2s never ran on the branch line that he is modelling, he should have bought an N7! Oh well!

Ron Richards – showed the latest Bachmann catalogue updates and the 2009 Bachmann Calendar that he got as a Bachmann Club member.

Steve Rayner – brought in a new N-Gauge Society kit of a Gresley D113 Full Brake to add to his new Flying Scotsman set. A rather nice kit but I wouldn't like the job of painting it.

John Branchley – showed two brass etches for two GWR Macaw B bogie bolster wagons from the 2mm Scale Society. Not for the faint-hearted! He also showed a secondhand book published by, and I quote from the book, The Great Western Railway Company, Paddington Station, 1926. It is called, appropriately, *Castles* and is all about real castles in and around the GWR region. A very interesting book.

Alan Porter – back from his South Pacific cruising, showed two of four Oxford Diecast models that he had bought from Woodpecker Model Railways in the Eastern States for \$5.95 each, marked down from \$8.95 – cheaper than you can buy them in the UK.

Doing Things –

Trevor Kerr – showed his new etched brass chassis with a smaller motor and P4 wheels to EM Gauge for his GW Class 48xx locomotive. He also demonstrated how he is looking at ballasting his layout with dried tea leaves [from tea bags] suitably coloured and, instead of the usual cork track bed, using a double-sided adhesive, dense rubber/foam mat about the same thickness as cork. The advantages are that the ballast sticks to the adhesive surface very well, it is not as messy as spraying with diluted PVA solution etc. and will in all probability help deaden sound. The disadvantage is that silver fish will probably like the tea leaves!

Peter Sapte – explained how he and a friend were building his new layout. Basically he lays a full-size drawing[s] of his intended layout on the floor and then builds his baseboards on top of the drawing[s]. When all baseboards are complete he moves them onto his framework and then lays his drawing[s] on top of the baseboards and fits the trackwork on top of that knowing that it will fit. The big advantage is that any or all of his potential trackwork problems are resolved before he starts laying track.

Thanks Alan for the Notes at such short notice. Next month is Quiz Night and Christmas Cheer! Do not forget to bring with you six or seven questions based on the GWR Notes for the past year. All welcome. For those that cannot make it, we hope that Santa will give you some Great, Wonderful Rolling stock. Seasons Greetings to you all and your families.

Sn3½ Special Interest Group

The Group was well represented at the recent annual AMRA WA Branch ModelRail and Railway Modelling Competition.

Neil Blinco won the best model of a WA prototype for his kit-built model of a WAGR S class steam locomotive and was highly commended for his QRB flat bogie wagon. The Group ran the *Swan View* layout almost flawlessly all day on the Sunday with a wide range of S scale buildings, locomotives, coaches, wagons and railcars being seen on the layout. Thanks to Brian Norris, Paul Tranter and Neil Blinco for bringing in their fine models and for running the layout so well on the day. Stuart Mackay also promoted the S Scale Group and demonstrated kit assembly with particular emphasis on wagons and locos from his X-Class Models range.

ModelRail is one of our Branch's main events and brings together modellers and the general public in a relaxed and enjoyable atmosphere. From the S scale members' point of view it provided the Group with several potential new members who declared their interest in the scale. Thanks to our Branch for again holding the ModelRail weekend. Thanks also to Alan Burrough and Graham Watson for the range of activities provided and for another successful modelling competition.

The S Scale Group are looking forward to exhibiting *Swan View* at next year's Model Railway Exhibition over the June Long Weekend. Our Management Committee have decided that it is time for *Swan View* to be given another showing to the general public. *Swan View* is an excellent S scale layout but will probably require some fine tuning and detailing before the Exhibition. At this stage there is considerable support to fully convert the layout to DCC before the layout goes on display. This has been discussed on several occasions and it is hoped a compromise can be reached which accommodates all modellers in this scale.

The Group's October meeting saw 25 members turn out for an evening on the theme of interesting wagon loads.

Kieran Wright commenced the presentation with a range of wagons which carried tractors, wool bales, tyres, sawn timber and rainwater tanks. Kieran shapes foam and sprays it in a range of colours to represent gravel, coal and grain. He also showed his range of tarped wagons in various colours and weathering, as well as an MA coal wagon and ballast wagons.

Gary Gray showed his QRB with a sawn timber load and a GE wagon with a load of scrap metal from his scrap box. Gary's good advice to modellers is not to throw away things too soon as they may all have a use on a layout.

Alan Penstone showed the wool and hay bales he uses in his wagons and a range of tarps made from Alfoil in different shades of grey.

Scott Parker showed the E-trains tanks which can be fitted into a number of wagons.

Bill Gray showed and demonstrated a board and jig for scribing styrene and is suitable for making gear wheels for items such as the cranes seen on WAGR goods platforms.

Don Moir showed a jig he had obtained from Canada for hand-laying points in Code 70. This jig comes from Fast Tracks and a video showing the jig is on the Fast Tracks web site.

Brian Norris showed a Lifelike generator, various tractors, sleeper loads and a large boiler which sits well on one of his Q wagons.

Ron Richards showed the wheat load and HCL load on a U wagon from Iron Horse Hobbies.

Lynton Englund showed his three H wagons each carrying a diminutive Fordson tractor as depicted in a WAGR publicity photo from the 1960s.

Graham Watson showed his range of timber, coal, sleepers, drums and water tanks which were all carried on the wagons of the WAGR and MR.

In total there were 53 interesting and realistic loaded wagons brought and shown and many members could not help being inspired by the presentation.

Following the bring and show Graham Watson showed a selection of slides illustrating the loads carried on the WAGR in and around the 1960s. They included wagons laden with vehicles such as Chamberlain tractors, a Dodge truck minus its tray, a bulldozer, two Caterpillar graders and several Gascoyne Traders Semi-trailers on QCE flat wagons. There were two HC wagons with loads of oil drums and concrete pipes. Two slides are included below.

Other slides of loads included gypsum which was loaded at Southern Cross in the 1960s, bags of wheat in pre-bulk days, a QBB with a huge load of timber at Geraldton and finally a black QU with a

combine harvester and its comb in a large wooden box.



Left photo – an HC with concrete pipes.

Right photo – graders on QCE's.

Photos from G. Watson collection



The photos were all very interesting and inspiring from a modelling point of view as this view Stuart Mackay's model of an International Truck on a Railwest QRB wagon on his Medullup and Canning River layout shows.

Thirty three members and visitors were in attendance at the November meeting to look at the latest locomotive construction projects on offer.

Gary Gray showed his X-class Models kit-built U class locomotive in green and black livery which he has been assembling over the past months. Gary also showed the Group a single decked half-cab bus in green and cream livery which he modified from a London double-decker bus in S scale. This was similar to the model that Lynton Englund modified to produce his railway bus of the 1960s era.

Ken Shenton showed his relatively diminutive K class which had a tractive effort [20,443lb] to almost match several of the much larger and later engines. Ken also showed his MRWA A class 2-8-2 Mikado locomotive which uses a slightly modified Mehano tender. This locomotive was constructed by Lynton Englund and would be an asset to any MRWA layout.

Geoff Logue has been extremely busy assembling an X class DE locomotive and a U class light pacific from X-class kits. Geoff 's modification to the X class bogies uses a similar principle to Neil Blinco's modifications reported in the Oct 2008 issue of *The Branchline*. Geoff has painted his U class in Humbrol No. 67 black which will complement the green liveried U classes that other are building.

Neil Blinco showed his S class locomotive in sparkling green (Humbrol No. 76) with all the plumbing that helped him win the award at this year's Railway Modelling Competition. Neil again showed the steady progress he is making with his V class which will be only the third locomotive of 70

(Continued on page 18)

Programme

Information regarding contact persons, etc. for Special Interest Groups is given in the 'Around the SIGs' article.

Note. The numbers in brackets alongside the day name indicate the housekeeping duty to be completed **before** the meeting activity starts.

December

Monday	8 [10&11]	S Scale Special Interest Group meeting –
Tuesday	9 [12&1]	Daylighters Group – daytime meeting North American Railroads Special Interest Group meeting – Large Scale Special Interest Group meeting –
Wednesday	10 [2]	Great Western Railway Special Interest Group meeting – End of Year Wind-up [quiz and good cheer] DCC Special Interest Group meeting – AMRA Clubrooms
Friday	12 [3]	N Scale Special Interest Group meeting – layout construction General Activities
Saturday	13 [4]	General Activities
Tuesday	16 [5]	Daylighters Group – daytime meeting
Wednesday	17 [6]	British Railways Special Interest Group meeting – End of Year Wind-up [quiz and good cheer]
Friday	19 [7]	N Scale Special Interest Group meeting – layout construction General Activities – S Scale Running Night
Saturday	20 [8]	General Activities
Tuesday	23 [9]	Daylighters Group – daytime meeting North American Railroads Special Interest Group meeting – Large Scale Special Interest Group meeting –
Wednesday	24	Christmas Eve – No Meeting
Thursday	25	Christmas Day - No Meeting
Friday	26	Boxing Day - No Meeting
Tuesday	30 [10&11]	Daylighters Group – daytime meeting
Wednesday	31	New Year's Eve – no meeting

January

Friday	2 [12&1]	N Scale Special Interest Group – Train Running Session, with a chance to bring and show any new items and/or your modelling projects. So come along bring your trains. General Activities
--------	----------	--

Saturday	3	[2]	General Activities
Monday	5	[3]	Bring and Show what Santa thought you should have.
Tuesday	6	[4]	Daylighters Group – daytime meeting
Friday	9	[5]	N Scale Special Interest Group meeting – layout construction General Activities
Saturday	10	[6]	General Activities
Monday	12	[7]	S Scale Special Interest Group meeting –
Tuesday	13	[8]	Daylighters Group – daytime meeting North American Railroads Special Interest Group meeting – Large Scale Special Interest Group meeting –
Wednesday	14	[9]	DCC Special Interest Group
Friday	16 [10&11]		N Scale Special Interest Group meeting – layout construction General Activities
Saturday	17 [12&1]		General Activities
Tuesday	20	[2]	Daylighters Group – daytime meeting
Wednesday	21	[3]	Great Western Railway Modellers Special Interest Group meeting – GWR Livestock Traffic
Friday	23	[4]	N Scale Special Interest Group meeting – layout construction General Activities
Saturday	24	[5]	The Branchline assembly followed by General Activities
Monday	26		Australia Day Public Holiday – no meeting
Tuesday	27	[6]	Daylighters Group – daytime meeting North American Railroads Special Interest Group meeting – Large Scale Special Interest Group meeting –
Wednesday	28	[7]	British Railways Modellers Special Interest Group meeting – Cattle Wagons
Friday	30	[8]	N Scale Special Interest Group meeting – layout construction General Activities – S Scale Running Night
Saturday	31	[9]	General Activities

February

Monday	2		Modelling Tools and How I Use Them.
Tuesday	3 [10&11]		Daylighters Group – daytime meeting
Wednesday	4 [12&1]		LMS Modellers Special Interest Group meeting – New Acquisitions and Current Projects

Friday	6	[2]	N Scale Special Interest Group – Train Running Session, with a chance to bring and show any new items and/or your modelling projects. So come along bring your trains. General Activities
Saturday	7	[3]	The Branchline assembly followed by General Activities
Monday	9	[4]	S Scale Special Interest Group meeting -
Tuesday	10	[5]	Daylighters Group – daytime meeting North American Railroads Special Interest Group meeting – Large Scale Special Interest Group meeting –
Wednesday	11	[6]	DCC Special Interest Group meeting – AMRA Clubrooms
Friday	13	[7]	N Scale Special Interest Group meeting – layout construction General Activities
Saturday	14	[8]	General Activities

(Continued from page 15)

this class modelled by members in the group. Neil also reviewed a book by Jim Powel (2008) *Trains and Railways of Australia*, <newholland.com.au> It is selling for \$49.95 but you may get it cheaper the other side of Christmas.

Bill Gray showed the plastic gear wheels he is making with the jig he showed at the October meeting.

Doug Firth showed the curved roof he made by laminating card and glued with PVA. Doug is a book-binder/restorer by trade and it is interesting to see the skills he and other members are bringing to the modelling of vehicles and structures in S scale. Doug also reported that it probably takes up to fourteen days to dissolve super glue in a sealed plastic bag of water which has been discussed at a previous meeting.

Finally, **Graham Watson** showed the all new casting of the Z class shunter one-piece body kit which is due to be added to the Railwest Models range in the near future. Prices have not been finalised but modellers will need to buy a Bachman 08 shunter to power the loco. It will be a great way for those without a Z class to have one up and running on a very good chassis. Lynton reported that some filing down of the split chassis is required.

A highlight of the December meeting will be a bring and show of the models of vehicles and structures at the ARHS Museum and a full report will be given in the next issue of *The Branchline*.

The S Scale Special Interest Group meets on the second Monday of every month at 2000 at the AMRA WA Branch clubrooms in Moojebing St, Bayswater. New members and visitors are always welcome. Contact Graham Watson on 9250 1084 for information regarding Railwest or GA Models and/or Stuart Mackay on 9310 3858 for information about X-class models and general information about the S Scale Group.

Contact persons for Special Interest Groups are:

British Railways
Digital Command Control
Large Scale

Gordon Bramwell	0432 871 197
Richard Johnson	9455 6421
Jim Gregg	9298 9442

Great Western Railway Modellers
LMS Modellers
N Scale
North American Railroads
S Scale

Roger Solly	9444 7812
Alan Porter	9330 1848
Neill Phillips	9403 0924
Peter Scarfe	9359 2281
Stuart Mackay	9310 3858

Membership Matters

Since the last issue of the Branchline we have had eleven new members join the Association and as a result become members of our Branch.

Please welcome –

Robert Bell	Ballajura	
Jacqui Schofield	Inglewood	N
Robert Schofield	Inglewood	N
Murray Manson	North Perth	HO
Melba Denboar	Port Kennedy	HO
Matthew Rabjones	Carlisle	N
Anne Jones	Jane Brook	G
Sue Shafto	Maddington	
Lynn Nicholls	Wanneroo	
Benjamin Luscombe	Eden Hill	HO, N, AUS
Rob Snare	Kallaroo	HO

Please make yourself known to the Duty Officer at your first few meetings. I encourage you to ask questions as there are many aspects to our Branch. Time at our Clubrooms is never wasted.

The weather since the last issue has been interesting to say the least. All I can say is that if you are not out in the garden then it has been great to get anything done that you wish with your hobby. Life is to be enjoyed so do your best.

John Maker
 Membership Registrar

From the Scribe's Quill

Meeting No. 315 – October 2008. The major items of business dealt with were –

- There was some discussion concerning the loss of videos and books from the library and how the Association might deal with the problem. Some members are not following loan procedures, perhaps to avoid paying the nominal fees involved. The librarians are looking at ways to secure DVDs and videos to prevent unauthorised borrowing.
- Current arrangements for the 2009 Exhibition were discussed, with the current emphasis on gaining Expressions of Interest for exhibitors and trade stands. Several new hobby shops in the greater Perth area will be invited to attend.
- The Committee was briefed on arrangements for ModelRail 2008 that was successfully held on 9 November.

Meeting No. 316 – November 2008. The major items of business dealt with were –

- Current arrangements for the 2009 Exhibition were again discussed together with the outcome of a meeting held with various other model railway clubs. The President reported that the meeting with other clubs on 18 November went very well indeed. Hopefully some of the misconceptions about Exhibition finances were cleared up.
- Rationalisation of Paddington Market stock was discussed, in the context of safe handling of MEK. There are stringent requirements for handling bulk supplies of MEK and, as the product is available commercially, consideration will be given to not renewing current stocks.
- The photocopier is being used at a considerably higher rate than anticipated when the original contract was negotiated. The Committee will try to renegotiate the contract in the light of the Club's usage pattern.
- The Committee also discussed rewiring some of the banks of lighting in the layout rooms to illuminate club activities in a more economical but safe fashion.

Management Committee Submissions. The Management Committee frequently receives items for consideration shortly after a Committee meeting has been held. This means that these items do not get considered until the next Committee meeting up to four weeks later. In an effort to resolve this problem we publish the deadline date for submissions to be received by the Branch Secretary. Items can be posted to the address on page 2 of this issue or placed in the Secretary's pigeon hole.

The **Submission deadlines** are –

Submission deadline	for	Committee meeting
17 January		22 January
14 February		19 February
14 March		19 March

The Albany Hobby Expo

The Expo was very successful with the total number of visitors for the weekend being 1772, down by some 260 compared with our 2005 Expo. Atrocious weather, heavy rain and a progressively colder temperature during the day on the Saturday didn't help entice as many visitors as was expected.

First place in the public vote for the most popular display, with 115 votes, was a very nicely presented display by the Albany Marine Modellers which was an excellent result as they are only an informal group of interested modellers coming together for the Expo.

We appreciated the support from a number of new displays from Perth reinforced by the achievement of second place with 84 votes by Frank Godde from Perth with his Scenery Snapshots displaying his wonderful modelling talent for constructing buildings and structures in O scale. We thank the WA Branch of AMRA for displaying their *Frans River Lines* N gauge layout which achieved third place with 60 votes, a great result given the 30 stands vying for the public vote.

Other exhibitors from Perth included the West Australian Model Railway Club displaying their N scale layout *Weepy Junction*, Alan Porter demonstrating layout scenery renovation, Peter and Liz Higgins

with displays of model kit building and cross-stitching respectively and the usual commercials, Stanbridge's Hobbies, Maylands Model Railways, Trainman [Andrew Morling] and RailWest Models. I hope Peter was able to take on the chin that Liz received more votes from the public than he did!

New local displays were from Les Wyatt with a picture box shunting puzzle layout *Looe Quay* in 4mm scale/00 gauge and an excellent 7mm scale model of an historic Albany house used as a doctor's surgery at 189 Middleton Road.

A last minute exhibitor Rob Stone was able to put together a nice garden railway display of a small station able to be shunted by members of the public.

I was able to convert my HO scale locomotive depot *Lokomotiveverkstatten* previously a Class 24 layout to a continuous run with fiddle yard.

There were a variety of other hobbies/crafts represented and the feedback received appears to indicate we have achieved our aim to present an Expo which appeals to families.

We thank all exhibitors who participated and members of the public who made the effort to travel from Perth.

Bruce Norton
Expo Coordinator

What Happens to Old Prospectors? [cars that is!!]

Ian Wood provided these two photographs of old Prospector cars. The photographs are dated 12 October 2008, the location of the cars is not known but, as the road trailer in one shot carries a WA registration plate, one can presume the location is somewhere in WA.



Can any member provide any additional information on where these cars are, there original fleet numbers, what they are being used for and what the future holds for them, etc.??

EM Gauge Society Manual Sheet 1.2.0.(5)

The ten pages of this Manual Sheet on **Track Construction** covers Junction Setting-out and Constructions Dimensions and gives information essential to any modeller wanting to achieve prototype accuracy in their track and turnouts.

The first page contains explanatory notes, the next two pages diagrams showing the anatomy of turnouts followed by a page on design principles to consider during layout design.

The remaining pages set-out, in tabulated form, the dimensions of the various parts of each size turnout. There is one page for each of the six main UK railways – LNER, LMS, GWR, SR, BR AND LPTB [known as London Transport to most of us].

The Branchline Team's New Recruit

Using the persuasive powers of our Clubrooms White Board and a black marker we have recruited Mikayla McEwan, age 7, as our In-house Cartoonist. This is the first of what we hope will be regular contributions.

Noni Mice [who keeps an eye on the goings-on in our Clubrooms] tells me that Mikayla is Neill Phillips grand-daughter. Mikayla loves visiting Grandpa, particularly if he takes her to the trains for the day! She has recently spent two Tuesdays with the Daylighter's Group supervising Bob Phelps while he has been scenicking the diesel depot on *WesterNRidge* and has told her Mum that she was helping one of the 'kids' at trains – young Bob should be pleased with that comment! Ed.



BBQ Snagged Tongue Very Much in Cheek!!!!

We who participated in ModelRail will be aware that two members [*who shall be known as AWP and NAWP. Actually there were three, the other shall be known as SWMBO. Ed.*] spent some of their time labouring over hot barbeques turning pink snags dark brown/black.

AWP says there were complaints at ModelRail regarding the catering and in particular dissatisfaction with the under cooked snags, there was a further complaint, by a dinner guest [Kirtley?] at his house on the following Wednesday.

NAWP could only be classed as a second man at best description, as he frequently absented himself from the hotplate, suggesting that he had more important duties to attend to.

AWP wishes to make it quite clear to all members who may have been disappointed by the under cooked snags [the dark brown ones] that his [the black ones] were in fact all cooked to perfection.

AWP has volunteered to blacken snags all day, without assistance, at next year's ModelRail so that everyone can enjoy the epicurean delights of his snag cooking.

Railway Modelling Competition Report

The annual Railway Modelling Competition was held in conjunction with ModelRail 2008 on the Saturday 8 November.

This year there were twenty entries spread over four categories from ten entrants.

The categories represented in the competition were Kit Built Locomotives [4], Scratchbuilt Rolling Stock [6], Kit Built Rolling Stock [7] and Scratchbuilt Structures [3]

A disappointing feature of this year's Competition was that there were only ten entries at the close of entries and it was only due to the positive response to appeals from myself that the number built up to the final twenty.

This poor response does not bode well for the future of the Competition. Maybe the incredibly high standard of today's ready to run models has caused the demise of hands on modelling.

Notwithstanding the lack of entries, the judges were of the opinion that the standard of modelling was as high as ever.

The Competition could not have been the success it was without the contribution of the following people to whom I extend my grateful thanks.

Ted Thoday for updating the entry forms, John Maker for the printing of the certificates, Frans Ponjee for organizing the trophies, the four judges and finally, the ten entrants without whom there would not have been a Competition.

Results

Best Kit Built Loco

Australian National DL class diesel electric locomotive in N scale by John Miller .

- Best Scratchbuilt Stock** Australian National AQYY articulated well wagon in N scale by John Miller.
- Best Kit Built Rolling Stock** WAGR WQCY flat wagon in N scale by John Miller.
- Best Scratchbuilt Structure** Blacksmith's accommodation in 4mm scale by Richard Johnson

Highly Commended Certificates were awarded to the following modellers

Neil Blinco for his model of his kit built WAGR S class locomotive in S scale.
 Martin McCormick for his freelance model of a breakdown crane in 4mm scale.
 Frank Godde for his freelance coaling tower in 1:48 scale.

The winners of the special awards were:-

Best Model of a WA Prototype: Neil Blinco for his model of his kit built WAGR S class locomotive in S scale.


Ossie Gully Cup for the best model overall in the competition – Richard Johnson for his scratchbuilt model of Blacksmith's accommodation in 4mm scale..

Graham Watson
 Competition Coordinator

The Modelling Competition Entries



Richard Johnson's 4mm scale Smithy/Forge building at Craven Lime, Yorks.
 Richard was awarded the Ossie Gully Cup for this magnificent model – the interior had to be seen to be believed.



Frank Godde's On30 Coal Tower

This was another model where the detail had to be seen [I would suggest the judges had considerable difficulty judging between this model and Richard Johnson's Smithy. Ed]



Roger Sally's 7mm scale SR Cattle Wagon



Richard Johnson's 4mm scale LMS Jackshaft Drive Shunter



Peter Scafe's HO scale Freelance Wooden Tank Car



John Miller's N scale ANR AQYY Articulated Well wagon



Graham Jones' 45mm scale TGR Bogie flat wagon



John Miller's N scale WAGR WQCY flat wagon



Niels Kroyer's HO scale Denmark Private Railway OMB J77 Passenger car



Neil Blinco's S scale WAGR QRB Flat Wagon




Niels Kroyer's HO scale Denmark Private Railway WFHJ(B)50 coach



Neil Blinco's S scale WAGR S class 4-8-2 locomotive




Martin McCormick's 4mm scale Freelance Breakdown Train



Graham Jones 45mm scale Freelance short wheel base Brake van




Arthur Giles' 4mm scale Goods Shed



Frank Godde's On30 Freelance Stock Car




Frank Godde's On30 Freelance Passenger Car



Graham Jones 45mm scale Freelance Open Bogie wagon



John Miller's N scale ANR DC class locomotive



Graham Jones 45mm scale Lynton and Barnstable 2-6-2 T locomotive

Modelling Competition Presentations



Frans making some of the presentations

← Arthur Giles
[4mm scale Goods Shed]

→ Roger Solly [7mm scale
SR Cattle Wagon]



← John Miller
[one of his three awards]

Graham Jones [45mm
scale Lynton and Barnstable
2-6-2 T locomotive]



← Neil Blinco [S
scale WAGR S class 4-8-2
locomotive]

→ Richard Johnson
[receiving the Ossie
Gully Cup]

